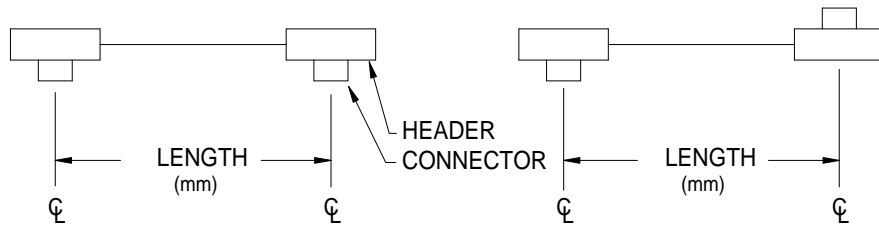


## RESPECTIVE END ORIENTATIONS

SAME SIDE- DESIGNATED "S"

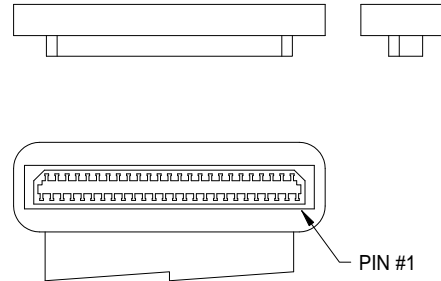
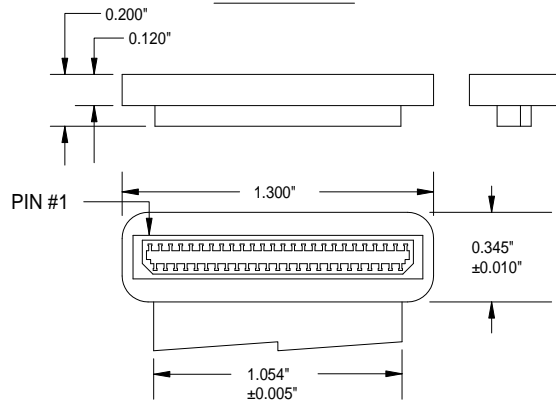
OPPOSITE SIDE- DESIGNATED "O"



## CONNECTOR ORIENTATION WITH RESPECT TO CABLE

STYLE A

STYLE B



## NOTES

- 1) INSULATION: 0.002" THICK POLYESTER
- 2) CONDUCTORS: 0.003" X 0.011" (49 PLACES)  
0.003" X 0.026" (2 PLACES, OUTER)
- 3) HEADER MATERIAL: DUPONT 612 NYLON
- 4) CONNECTOR: HIROSE P/N DF9B-51S-1V(69)
- 5) CABLE RATING: AWM STYLE 20890 105°C, 90V, VW-1
- 6) CABLE THICKNESS= 0.010"±0.002"
- 7) CABLE WIDTH = 1.054"±0.005"

### PROPRIETARY INFORMATION NOTICE

This document and the designs, specifications, and engineering information disclosed herein are the property of Parlex USA LLC, and are not to be disseminated or reproduced without expressed written consent. This document is loaned in confidence and then only for consideration of the matter disclosed hereon. In accepting loan of this document, the recipient agrees to keep it and the matter disclosed hereon in confidence and not to use or permit their use in any way detrimental to Parlex USA LLC.

## CREATING A PART NUMBER

PART NUMBER FORMAT  
(15 CHARACTERS MAXIMUM)

P S 2 8 2 9 A B X X X X S \_ -

DRAWING NUMBER

END 1 STYLE (A OR B)

END 2 STYLE (A OR B)

ASSEMBLY LENGTH IN MILLIMETERS

RESPECTIVE END ORIENTATIONS (S OR O)

SPACE

CURRENT DRAWING REVISION

i.e. PS2829AA0254O -

EXAMPLE GIVEN INDICATES A 51 POS. CABLE ASSEMBLY TERMINATED WITH HIROSE CONNECTORS (DF9B-51S-1V(69)) IN WHICH PIN #1 TRACES TO PIN #1, ASSEMBLY IS 10.000" IN LENGTH, AND CONNECTORS ARE ON OPPOSITE SIDES OF CABLE AS DEFINED AT LEFT.



A Johnson Electric Company

SPECIFICATION DRAWING FOR  
.50MM-51-XXXX-HIROSE ASSEMBLIES ROHS COMPLIANT

SIZE <b>B</b>	FSCM 18377	<b>PS-2829</b>	REV -
SCALE	NONE	SHEET 1 OF 1	