

"Technology Leadership"

- Low noise for quiet operation
- High speed for fastest flow rate
- High power density for compact design
- Custom subsystems for exact requirements

"The Safe Choice"

- Rugged for high volume environments
- Long life for high reliability
- Rigorous application testing
- Global footprint for assurance of supply



Motion & Control Solutions for Coffee Makers

DC & AC Motor Technology

- Coffee grinding
- Brewing
- Foam Impeller Driver

Switch Solutions

- Fastest flow rate
- Direct hot water delivery
- Cold dispensing without temperature rise







Stepper Motor Technology

- Valve actuator
- Cup lift
- Powder compressor
- Capsule ejector

Open Frame Solenoid Actuators

- Dosing Valves

Johnson Electric creates custom solutions beginning with our wide range of component technologies

 <p>DC Motors</p>	 <p>AC Motors</p>	 <p>Stepper Motors</p>	 <p>Synchronous Motors</p>	 <p>Open Frame Solenoids</p>	 <p>TIppmATIC Auto Power Off</p>
--	--	---	---	---	---

For more information, contact us at sales@johnsonelectric.com
www.johnsonelectric.com